

NEXT MEETING
 SUNDAY FEBRUARY 25TH
 9:00AM—MIDDLESEX C.C.
 BEDFORD, MA.

JANUARY 07 VOLUME 6, ISSUE 1

ASSOCIATION OF REVOLUTIONARY TURNERS

WWW.REVOLUTIONARY-TURNERS.COM

JANUARY 25TH 2007 MEETING MINUTES BY GARY BENJAMIN

INSIDE THIS ISSUE:

MEETING MINUTES	1
SHOW & TELL	4
DEMO	6
MEDIA LIBRARY	7
CLUB EVENTS	8
MENTORING PROGRAM	9
CLASSIFIEDS	10
MISC	11

Welcome new members and guests: Gordon Gladstone, Christopher Williams, John Santoro, Roger Tompkins and Glenn Williams. We hope you enjoyed the meeting!

New Business:

- Ron Pouliot opened the meeting stating that we are back to Thursday nights as our official meeting night and it was good to see many members back who were unable to make the meetings. Great job by Dietrich getting us the room on Thursdays.
- Ron also discussed the Board proposal of having the Executive Board members serve for two years versus the current one year. The purpose of this is to give the Board consistency and we felt more could be accomplished in a two year term. The general feeling from the membership was we should keep the by-laws as they are and suggest that people serve for two years but that is it not a requirement and will be reviewed at the start of the second term.
- Next meeting date will be our Open Turning Day on Sunday, 2/25/07 starting at 9:00 AM at Middlesex CC. It will be held in the cafeteria. More details will be forthcoming. Current plans are for our normal meeting in the AM along with open turning. We plan to have around 10 lathes, so there should be plenty of time for turning and everyone is encouraged to attend. We will have a silent auction and there will be a number of cherry logs to bid on. Rockler in Cambridge is donating two mini-lathes and one will be donated to the club and the second will be part of the silent auction. Sorby reps will be available in the afternoon and they will be presenting their new line of tools and gouges for us. There will be no meeting held on Thursday, 2/22/07.

Safety Tips

Always wear a face shield!!!!

Make sure your tailstock is

LOCKED before turning on

the lathe!!!

When you have to chase your

lathe around the room, you're

turning speed is too high!

MEMBERSHIP HAS ITS PRIVILEGES.....

CA Glue & Accelerator Available

Thin CA Glue	2oz	\$4.00	2" & 3" Velcro Backed sandpaper Discs
Medium CA Glue	2oz	\$4.00	80-400 grit 10/Pack \$2.00
Thick CA Glue	2oz	\$4.00	
Accelerator w/pump	2oz	\$3.00	
Anchor seal	1gal	\$7.00	

JANUARY MEETING NOTES—CONTINUED

BY GARY BENJAMIN

New Business:

4. AAW membership renewal was discussed and we found out they no longer send out member cards unless you specifically request a card. We encourage everyone to do this. Remember that all Executive Board members must belong to the AAW and if you are going to turn at the open turning days or fairs AAW membership is required (for insurance reasons). Membership includes the AAW magazine as well as full access to their website, which has plenty of great articles, instructions and woodturning tips. When you get the magazine it will have your membership number on the address label.
5. Derrick TePaske purchased a new book for the club library "Complete Illustrated Guide to Turning" by Richard Raffin. This is a great book and both new and experienced turners are bound to find valuable information in it.

Demonstrations:

Demonstrations for the last six months have been done by Ron Pouliot and Mike Souter. We need to have more members involved in doing demonstrations. Currently Mike Souter is working on scheduling the 2007 demos and has people scheduled for the next four months for demonstrations. If you would like to volunteer to do a demonstration please contact Mike via email at mss2468@aol.com or at 978-356-4750. We will also be posting the upcoming demonstrations on the website so be sure to check that out.

Show and Tell:

We want to encourage ALL members to participate in the monthly show and tell. It is a great way to show off your work whether you are a seasoned turner or just starting out and want to show off that first pen or bowl. It is a great way to have others see your work and the feedback is always positive and encouraging.

Miscellaneous:

Dave Eaton informed the group that CNEW (www.cnew.org) had their elections and the new President is Al Faul. Dave also mentioned that he will be doing a day-long turning demo at Amesbury High School and if anyone would like to assist him please give him a call at 508-353-4129 or email him at dave@eaton9999.com. Dave is looking for this to be an educational session for the high-school students and could really use any help he can get. He is also still taking orders for the hook tools he has made for members in the past, so please get in touch with Dave if you are in need of a great hook tool at a really good price!

Club Voting Issues:

Norm Mancuso, who has been involved in the Yankee Symposium, asked if there would be a problem with the club members being listed in a directory for the Yankee Symposium. A vote was taken at the meeting

In Favor: All, Opposed: None, **Motion Passed.**

A special thanks to Mike and Sharon Green for bringing delicious chocolate cookies for snacks for this months meeting.

JANUARY MEETING NOTES—CONTINUED

BY GARY BENJAMIN

Club Elections:

Elections were held at this meeting for the 2007 Executive Board and the following is the new Executive Board that was unanimously agreed to by the members:

President: Ron Pouliot

Vice President: Mike Souter

Secretary: Position has not been filled yet

Treasurer: Gordon Gladstone

Librarian: Peter Patalano

We wish the 2007 Board the best of luck and know they will do an outstanding job. We are lucky to have them. We would also like to thank outgoing Board members Dietrich Kulze (VP), Gary Benjamin (Secretary) and Derrick TePaske (Treasurer) for all their work and dedication while serving on the Board.

For 2007 we will have new Webmasters and those duties will be jointly held by Ken Paciulan and Linda Julien.

JANUARY 07 SHOW AND TELL

Show and Tell:

Derrick TePaske's prop for his new Creative Process Class—see if you can guess what the point that Derrick is trying to get across?



Donna Banfield was inspired from watching Devon carve some spoons at the last meeting and she just had to try it herself. Here she shows some spoons in Walnut, Dogwood and Spaulted Maple...looks like she really paid attention to what Devon was doing as they look great.



We all know how creative Dave Eaton can be but how he can get money from these Birch Burl Bowls is beyond me.

Dave turned these from one piece and finished with Shellac and about 10 coats of spray acrylic.



JANUARY 07 SHOW AND TELL

Show and Tell:

Mike Souter displays a small wooden box he turned from some Box Elder maple he got in the wood swap a while back. Very impressive piece.




Mike even got his 5 year old daughter into turning—this is her first piece.



New member John Santoro wooden watch made from Australian Lacewood and the buck and rim made of oak —the piece is finished with ten coats of poly urethane. Impressive attention to detail on this piece.



Great looking pen that Peter Patalano turned from Corian. This pen had a great finish to it—great job Peter!



Ken Lindgren turned this piece from some Elm Crotch that he got from Dave Eaton and used mineral oil and urethane oil to create to the contrasting colors. Ken also did wood burning and texturing and a blow torch to enhance the carvings. Very impressive piece of art Ken.

JANUARY 25 DEMO—TURNING A GREEN BOWL

Demo:

Ron Pouliot did great demo on how to turn a green wooden bowl. He chose Cherry as his wood of choice and the shavings were flying in long damp ribbons! Ron turned this using only face plates and uses 1x10 or 1x12 screws to hold it in place.

Centers piece and starts slow, around 500 RPM and rides the bevel to start to shape bottom of the bowl.



Once the outside of the bowl is round Ron increases the speed of the lathe and starts working on shaping the foot of the bowl which when completed he will attaché another faceplate to so he can turn the bowl around and begin working on the inside of the bowl. It is critical that the bottom be flat and sized properly so when you attach the faceplate it is a good solid fit.



Here Ron is turning the inside of the bowl starting in the middle and working his way out and down. Once he has a consistent thickness from top to bottom he uses a jam chuck to clean up the bottom of the bowl as that is a key area that needs attention to detail to finish up the piece. Great looking Cherry bowl!



MEDIA LIBRARY (updated as of May 2006)

ART #	VIDEO TAPE DESCRIPTION	FORMAT	ART #	VIDEO TAPE DESCRIPTION	FORMAT
ART # 1	The Skew Chisel with Alan Lacer	VHS	ART #24	Techniques from the 1999 AAW Symposium vol.#1	VHS
ART # 2	Turning Wood with Richard Raffan	VHS	ART #25	Techniques from the 1998 AAW Symposium vol.#2	VHS
ART # 3	Turning Boxes with Richard Raffan	VHS	ART #26	Techniques from the 1998 AAW Symposium vol.#1	VHS
ART # 4	Turning Projects with Richard Raffan	VHS	ART #27	The Son of Skew with Alan Lacer	VHS
ART # 5	Bowl Turning with Del Stubbs	VHS	ART #28	DRILL DOCTOR	VHS
ART # 6	Skill Building Projects with Mark St. Leger	VHS	ART #29	Ranege Rider Hat with JoHannes Michelsen	VHS
ART # 7	Sharpening Fundamentals	VHS	ART #30	Mike Darlow Tape #1	VHS
ART # 8	Turning Projects from Scrap with Bob Rosand	VHS	ART #31	Mike Darlow Tape #2	VHS
ART # 9	Natural Lipped Bowls with Ken Bullock	VHS	ART #32	Mike Darlow Tape #3	VHS
ART # 10	Wooden Bowls on a Budget with Ken Bullock	VHS	ART #33	Mike Darlow Tape #4	VHS
ART # 11	Rude Osolnik - Dean of American Woodturners	VHS	ART #34	Mike Darlow Tape #5	VHS
ART # 12	David Ellsworth Tape #1	VHS	ART #35	Woodturning Projects with Nick Cook Volume1	VHS
ART # 13	David Ellsworth Tape #3	VHS	ART #36	Woodturning Projects with Nick Cook Volume2	VHS
ART # 14	Woodturning - A Foundation Course w/Keith Rowley	VHS	ART #37	Luke Mann Demo at MCC 8-14-2004	VHS
ART # 15	Turning Wood w/Alan Holtham Salt and Pepper Mill	VHS	ART #38	Marshfield Fair	VHS
ART # 16	Techniques from the 1996 AAW Symposium	VHS	ART #39	Myron Curtis Architectural Woodturner and Teacher	VHS
ART # 17	Techniques from the 1997 AAW Symposium	VHS	ART #40	Techniques from the 2002 AAW Symposium vol #1	VHS
ART # 18	Techniques from the 1998 AAW Symposium vol.#1	VHS	ART #41	Techniques from the 2002 AAW Symposium vol #2	VHS
ART # 19	Vessels of Illusion with Trent Bosch	VHS	ART #42	AAW 2002 Symposium Gallery Critique with David Ellsworth and Michael Hosaluk	VHS
ART # 20	From the Tree to the Table with Mike Mahoney	VHS			
ART # 21	Woodturning Wizardry with David Springett	VHS	ART #43	AAW Journal Volumes 1 - 8 (31 ISSUES)	CD
ART #22	Tools for Hollow Turning by David Ellsworth	VHS	ART #44	AAW Journal Volumes 9-16 (32 ISSUES)	CD
ART #23	Fundamentals of Sharpening with Bonnie Klein,	VHS	ART #45	Off Center Turning with Chris Stott	VHS
	John Jordan, Bill Johnston, and Alan Lacer	VHS	ART #46	Turning Out Side the Box with Beth Ireland	DVD
			ART #47	Woodturning Getting Started Right with Alan Lacer	DVD
			ART #48	Segmented Vessels Using the Cassinger Template	VHS

Books:

ART #	BOOK DESCRIPTION
ART #1 B	Wood Turning a TIME/LIFE Book
ART #2 B	The Fine Art Of Small-Scale Woodturning by W.R. Duce
ART #3 B	The Fundamentals of Woodturning by Mike Darlow
ART #4 B	Woodturning Methods by Mike Darlow
ART #5 B	Turning Wooden Jewelry by Judy Ditmer
ART #5 B	Turned Bowl Design by Richard Raffan 1987
ART #7 B	Creative Woodturning by Dale Nish 1975
ART #8 B	Hand or Simple Turning by John Jacob Holtzapffel
ART #9 B	Contemporary American Woodworkers by Michael A Stone
ART #10 B	Turning Wood by Richard Raffan
ART #11 B	Wood for Woodturners by Mark Baker
ART #12 B	The Craftsman Woodturner by Peter Child

“If anyone would like to donate any ORIGINAL videos (no copies), please contact any of the club’s officers.”

CLUB EVENTS LINKS OF INTEREST

February meeting will be held on Sunday, 2/25/07 and will be an Open Turning Day at Middlesex Community College starts at 9:00 AM.

March meeting will be held on Thursday, March 22nd 2007 and Ken Paciulan will do a demo on making a pen

April meeting will be on Thursday, 04/26/07

We always welcome wood for the wood swap at club events and it serves two purposes:

1. Gives members a chance to turn some different wood that they might normally have
2. Helps the club finances

Alan Lacer web site for detailed instructions on how to Make the Hook Tool:

http://www.alanlacer.com/articles/basic_hook_tool.html

The American Association of Woodturners:

<http://www.woodturner.org/>

FEBRUARY 25TH OPEN TURNING DAY MEETING AGENDA

Remember to bring in some wood for the wood swap to help support the club!

AM

Arrive early for some social time, Club Business, Announcements, Show and Tell

And Open Turning ,silent auction and wood swap

PM

Sorby new tool demo/overview, silent auction for Rockler donated Mini Lathe.

ART Mentoring Program

Our Mentoring program is designed to help the novice as well as the intermediate turners in the club. Take advantage of the Mentors listed below. They've all agreed to spend a few hours with anyone to help the beginner get started or the intermediate to advance their skills. All it takes is a phone call to make an appointment.

Mike Green - Lowell, MA
978-459-8308
mgreenburl@juno.com

Frank Movitz -Marblehead, MA
781-631-4411
gwpb@attbi.com

Derrick TePaske—Belmont, MA
617-861-7728
tepaske@verizon.net

Dietrich Kulze -Billerica, MA
978-663-5241
dietrich@kulze.com

Mike Souter—Ipswich, MA
978-356-4750
mss2468@aol.com

Ken Lindgren—Norwood, MA
781-762-4066
kenlindgren@norwoodlight.com

Gary Benjamin—Beverly, Ma
978-921-1449
garybenjam@aol.com

**“All it takes is a
phone call to
make an
appointment.”**

CLASSIFIEDS:


Look! No Batteries Required...Ever Again! Battery less, 110 VAC Powered Laser Pointer for those deep hollowing jobs. Plugs into any standard 110 VAC outlet. Use with deep hollowing systems such as the Jamieson, Kelton, Oneway, Pro-Forme, Dave Reeks, home-made, etc. varieties. Price: \$25.00 each.

Get perfectly side ground edges on all your bowl gouges. Improved, easy to use gouge sharpening jigs. No matter what the sizes of your gouges, there is a sharpening jig to give you that perfectly ground edge. For use with the Wolverine or similar grinding aid. Three sizes to properly fit all gouges:


Size:	Prices:
Small (up to 3/8" dia.)	\$12.00 each
Medium (3/8" - 5/8" dia.)	\$12.00 each
Large (5/8"-7/8" dia.)	\$12.00 each
Set of all three:	\$30.00 (Save \$6.00)

Ultra-Thin Kerf Parting Tool. Blade is only 0.050" thin to give those wood saving and grain matching cuts. Overall length approximately 9-1/2" with comfortable handle for good control. Made from hardened High Speed Steel for a lasting edge and stiffness.


Price: \$20.00 each.



110 VAC Laser Pointer



Bowl Gouge Sharpening Jigs



Ultra-Thin Parting Tool

Please add \$5.00 Shipping and Handling to your order (no matter the number of items ordered being shipped to the same address at the same time).

To order, please make checks payable to Peter Toch and mail to:

Peter Toch
6565 Fairway View Trail
Roanoke, VA 24018

For questions or further information, please contact Peter Toch at (540) 774-4152 or ptoch@adelphia.net

*** NOTE: These items are also available thru Mike Green at our**

**“ Classified ads
are free for
members . Just
send your ad to
Al Primm. ”**

Classified ads are free for all club members—Just send your ad to Gary Benjamin at gary-benjam@aol.com

Association of Revolutionary Turners

Get Involved

The Association of Revolutionary Turners (A.R.T.) was founded in 2002 to support the needs of woodturners in eastern Massachusetts. Its purpose is to provide education, information and organization for those interested in woodturning. Currently we meet at Middlesex Community College in Bedford on the fourth Thursday of the month. Memberships are on a calendar basis from January 1st through December 31st. Annual dues are \$30.00 per person.

All material copyright ©2006 by the Association of Revolutionary Turners. Reproduction or use without permission is frowned upon, while asking for permission and giving us credit is encouraged!

Executive Board:

President: Ron Pouliot, RonaldPouliot@aol.com, 978-685-4369

Vice President: Mike Souter, mss2468@aol.com, 978-356-4750

Treasurer: Gordon Gladstone, gwgldstone@aol.com, 781-784-5376

Secretary:

Librarian: Peter Patalano, pms1141@comcast.net, 781-391-6446

Librarian Assistants: Earl Powell, earl@brooksidestudio.org, 781-756-0603

Gordon Clarke, gordonclarke@adelphia.net, 603-673-8283

Supplies and Merchandise: Mike Souter, mss2468@aol.com, 978-356-4750